

# Power Bar™

## Universal Slider Bracket

Patent #6,446,915 & #6,402,096



- The Power Bar is 80% stronger than our standard USB
- New accessories give you ultimate versatility
- Pilot holes allow you to fasten directly to the bracket
- Dual fastening tabs prevent bracket from twisting

Sloux Chief  
**Smart**



Hangers & Brackets



Preformed Copper



Arresters, Primers & Boxes



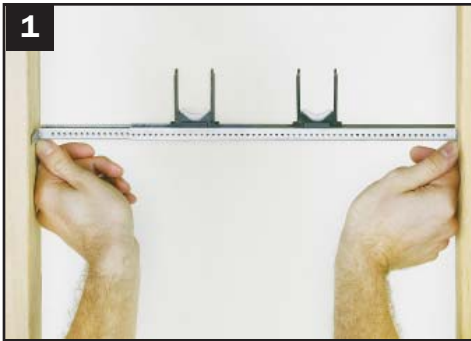
Drainage Products



Plumbing Specialties

**Sioux Chief** 

# Power Bar™ with TouchDown™ and TouchDown II™ clamps



**1** Bend tabs and expand bracket to fit opening. Fits 14"-24" openings.



Cut between "Bracket" and "TM" to cut exactly in half



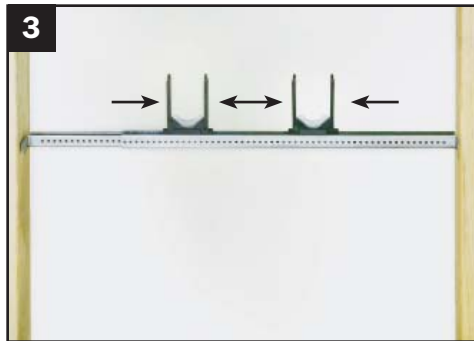
Slide tabbed halves back together



**Smart Tip** For smaller spans of 7"-12", collapse the bracket and cut in half with a hacksaw. Then remove both non-tabbed ends, and slide tabbed halves back together.



**2** Fasten both tabs on each end. Tabs will attach flush with, or inside studs/joists.



**3** Slide TouchDown clamps anywhere along bracket to align with position of tube.



**4** Place tube inside clamps and cinch the bridge down evenly over posts to secure.

## Applications



**Drop Ear:** screw directly to the bracket for solid shower heads.



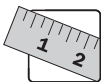
**Tub/Shower Valve:** Fast and secure installations.



**Large Pipe:** use TouchDown II clamps for pipe up to 2".



**Wall Bracket:** use as a pipe standoff and organizer.



**Overlap the Bracket.** The bracket should overlap a minimum of 2" in center.



**Fasten Securely.** We recommend fastening with screws in all four tabs when installing.



**Cinch Evenly.** Use pliers to evenly "bow the bridge" for maximum clamp tension.



### Fire Fighter™ E84 Plenum-Safe Hangers

Items 523F2424 & 523F5500

Meet ASTM E84 25/50 and UL94 V-0



### Shower-Up™

The Power Bar is exclusively featured in our preformed copper Shower-Up system. Simplify your shower tree assembly. See our catalog or website for more information.

## ZipStrap™ with Foot Adapter



**Capacity**  
7/8" O.D. - 6 7/8" O.D.

**Safe Load**  
40 lbs. @ 72°F  
(if suspended\*)

\* If possible, the ZipStrap should be supported above the Power Bar, not suspended below it.



1 Slide foot adapter in to end of bracket.



2 Screw in to pilot hole to secure.




3 Set pipe in place. Wrap strap around and through slot, and pull tight.



Link two or more ZipStraps together (523-0LB) to create a larger strap for insulated flexible ducts or other lightweight, large O.D. applications.

## Saddle-Up™ DWV Clamp with Stainless Steel Bands



**Capacity**  
5" = 5" max O.D.  
7" = 7" max O.D.



1 Insert clamp on to bracket.



2 Slide band through clamp.



3 Tighten band around waste arm. Chase Bracket Kit shown above.


### Applications



**Wall Mount:** screw the saddle clamp to a wall, stud or joist and tighten the band to secure pipe.



**Stub Outs:** fasten the Power Bar to sanitary tee and secure stub outs.



**Fireproof:** for applications that require all metal bracketing.

## Vinyl-Coated Steel Clamps



Screw included

Sizes: 3/8", 1/2", 3/4", 1"

Note: Not for use with CPVC pipe or fittings.



**Trapeze:** Use 5/16" size to attach 3/8" thread rod. Safely hang 150 lbs. at 14" span. 45 lbs. at 24" span.



**Slab Organizer:** Secure lines before pouring slab. Fasten up to 15 lines to the Power Bar.

# Power Bar™

## Universal Slider Bracket

Patent #6,446,915 & #6,402,096

Item No.	Description	Min. Qty.	Case Qty.	List Price
<b>POWER BAR FOR 14"-26" OPENINGS</b>				
<b>BULK</b>				
523-24	1 bracket	50	50	3.43 EA
523-2404	1 bracket, 6 drill-tip screws	50	50	4.32 EA
523-2414	1 bracket, 1 TouchDown clamp, 4 drill-tip screws	50	50	4.47 EA
523-2420	1 bracket, 2 TouchDown clamps	50	50	4.68 EA
523F2424	1 bracket, 2 E84 TouchDown clamps, 4 drill-tip screws	50	50	7.40 EA
523-2424	1 bracket, 2 TouchDown clamps, 4 drill-tip screws	50	50	5.10 EA
523-2434	1 bracket, 3 TouchDown clamps, 4 drill-tip screws	50	50	5.72 EA
523-242001	50 brackets, 100 TouchDown clamps; bases loaded into bracket, bridges in bag	1	1	234.00 BG
523-242401	50 brackets, 100 TouchDown clamps, 200 drill-tip screws; bases loaded into bracket, bridges in bag, screws in a bag	1	1	237.00 BG
<b>BAR-CODED BAGS IN A CUT CASE BOX</b>				
523-2424PK2	Set of 1 bracket, 2 TouchDown clamps, 4 drill-tip screws, 4/bag	12	12	21.35 BG
<b>KITS</b>				
523-1K52000	Small Chase Bracket Kit: 1 single-section Power Bar bracket, 2 TouchDown clamps, 1 DWV Saddle Clamp, one 5" stainless steel band	10	10	5.46 KT
523-1K72000	Large Chase Bracket Kit: 1 single-section Power Bar bracket, 2 TouchDown clamps, 1 DWV Saddle Clamp, one 7" Snap-Lock stainless steel band	10	10	6.97 KT
<b>TOUCHDOWN CLAMP WITH USB/POWER BAR FOOT</b>				
<b>BULK</b>				
522-100B	100 Pipe Down inserts for TouchDown bridge/bag	1	1	31.00 BG
522-101	100 bridges	100	100	.17 EA
522-5500	100 bases, 100 bridges, 100 inserts	100	100	.43 EA
522-5501	1 bridge, 1 base, 1 insert/bag	100	100	.61 BG
523F5500	E84: 100 bases, 100 bridges, 100 inserts	100	100	2.15 EA
<b>BAR-CODED BAGS IN A CUT CASE BOX</b>				
522-100BPK2	10 Pipe Down inserts for TouchDown bridge/bag	1	10	3.75 BG
<b>ZIPSTRAP</b>				
523-01	black ZipStrap with nylon Power Bar foot adapter and screw	10	50	1.92 EA
553-0LB	black ZipStrap without foot adapter - can be linked together for fastening extra-large pipe or insulated ducts	1	100	1.29 EA
<b>SADDLE-UP WITH STAINLESS STEEL BAND</b>				
523-1	Galvanized steel DWV saddle clamp for use with stainless steel band	50	50	1.14 EA
523-1B	Galvanized steel DWV saddle clamp, 5" snap-lock stainless steel band	5	50	2.96 EA
574-72	5" standard stainless steel band	50	50	1.77 EA
574-104	7" snap-lock stainless steel band	50	50	2.73 EA
<b>VINYL-COATED STEEL CLAMP</b>				
523-31	5/16" clamp for 3/8" nom. tube, re-bar or thread rod, with drill-tip screw	100	100	.57 EA
523-32	5/8" clamp for 1/2" nom. tube, with drill-tip screw	100	100	.57 EA
523-33	7/8" clamp for 3/4" nom. tube, with drill-tip screw	50	50	.93 EA
523-34	1 1/8" clamp for 1" nom. tube, with drill-tip screw	50	50	1.12 EA

Nail/Screw Specifications	
<b>Wood Screw</b>	#6 × 1" course thread bugle head Phillips
<b>Drill-Tip Screw</b>	#8 × 1" zinc coated drill-tip Phillips
<b>Nail</b>	1 1/8" zinc plated

Bracket Specifications	
Span	Safe Working Load*
14" span	150 lbs.
17" span	115 lbs.
21" span	80 lbs.
24" span	45 lbs.
Galvanized steel - 20 ga	

Black Nylon TD & TD II Specifications		
Temp (°F)	Safe Working Load*	
	TouchDown	TouchDown II
-10	70 lbs.	150 lbs.
10		
30		
50		
70		
90	30 lbs.	105 lbs.
110		
130		
150	12 lbs.	70 lbs.
170		
190	NOT RECOMMENDED for ANY load	
210	NOT RECOMMENDED for ANY load	
230	NOT RECOMMENDED for ANY load	
<b>Clamp Range</b>	0.375" - 1.315"	0.625" - 2.375" with inserts: 0.875" - 2.375"
UL94 V-2 rated		

E84 TD & TD II Specifications		
Temp (°F)	Safe Working Load*	
	TouchDown	TouchDown II
-10	50 lbs.	50 lbs.
10		
30		
50		
70		
90	35 lbs.	35 lbs.
110		
130		
150	NOT RECOMMENDED for ANY load	
<b>Clamp Range</b>	0.375" - 1.315"	0.625" - 2.375" with inserts: 0.875" - 2.375"
UL94 V-0 rated		

### DISTRIBUTED BY

tel: 1-800-821-3944  
fax: 1-800-758-5950

P.O. Box 397  
24110 South Peculiar Drive  
Peculiar, Missouri 64078 U.S.A.

