

Liberty Pumps®

IP-Series™



**Intelligent
Panel Series
with float-less
technology!**

- **SIMPLEX**
- **DUPLEX**

IP-Series™ control panels incorporate programmable pump features through a simple, easy-to-use touch pad on the inner door. Now pump programming and system monitoring is easier than ever!

Features:

- NEMA 4X weatherproof enclosure for indoor/outdoor mounting
- Float-less level sensor is compact and eliminates multiple wide-angle floats for controlling pumps
- Redundant "ALARM" float included for added security
- Easy-to-use touch pad for programming pump on/off levels and alarm level
- Separate control and alarm fuses
- Digital display board for system monitoring
- Alarm beacon and horn provide audio/visual warning of alarm condition
 - Auxiliary contacts
- Panel is field convertible for either demand dose or timed dose applications
- Inner panel door provides increased safety
 - Instruction label on inside cover for viewing and programming digital display



innovate. evolve.

IP-Series™ Simplex and Duplex Controls

Panel Features:

Enclosure NEMA 4X weatherproof for indoor or outdoor mounting.

Red Alarm Beacon.

Exterior Alarm Test/Normal/Silence Switch allows horn and light to be tested and horn to be silenced. Alarm automatically resets when alarm condition is cleared.

Alarm Horn provides audio warning of alarm condition (83 to 85 decibel rating).

Circuit Breakers provide pump disconnect and branch circuit protection.

Power Relays control pump by switching electrical lines. Definite purpose contactors used when pump full load amps are above 15.

Incoming Control/ Alarm Power and Pump Terminal Block Control Power Indicator with fuse indicator light illuminates if control power is present in panel. Alarm activates if fuse is blown.

Alarm Power Indicator with Fuse indicator light illuminates if alarm power is present in panel.

24 1/2"

Smart touch pad and sta

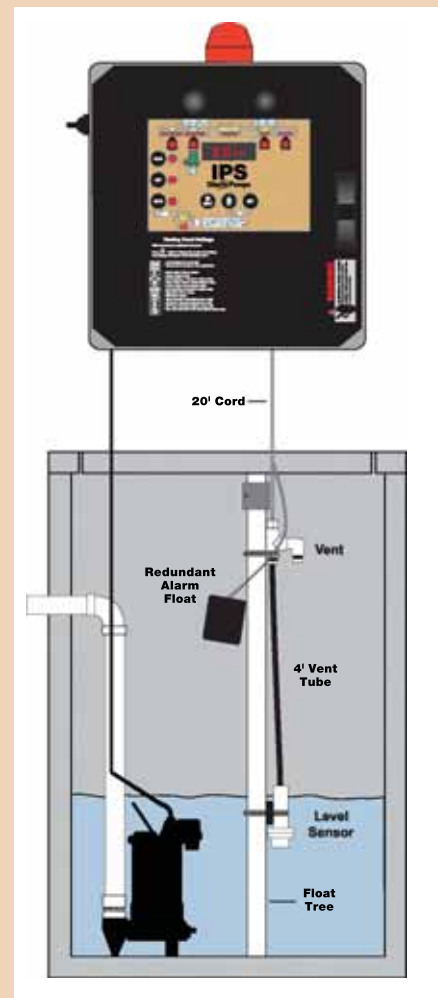
Innovative FLOAT-LESS Technology



The compact level sensor detects the liquid level in the tank and sends a signal to the IP panel which displays this level in inches or centimeters for easier monitoring of the system. Pump activation and alarm levels can be adjusted using the panel touch pad - eliminating the need to go into the tank for manual adjustment.

Float-less Level Sensor Features:

- Compact design for confined space applications
- Operates on low voltage
- One sensor takes the place of up to 4 floats!
- Easy to install and adjust set points
- Level sensor operating range is 4" to 99" (8 to 252 cm).
- 10' vent tube
- Cord length from vent is 20'
- Stainless steel clamps for mounting
- A redundant "Alarm" float is included for extra security.



Note: Float tree not included

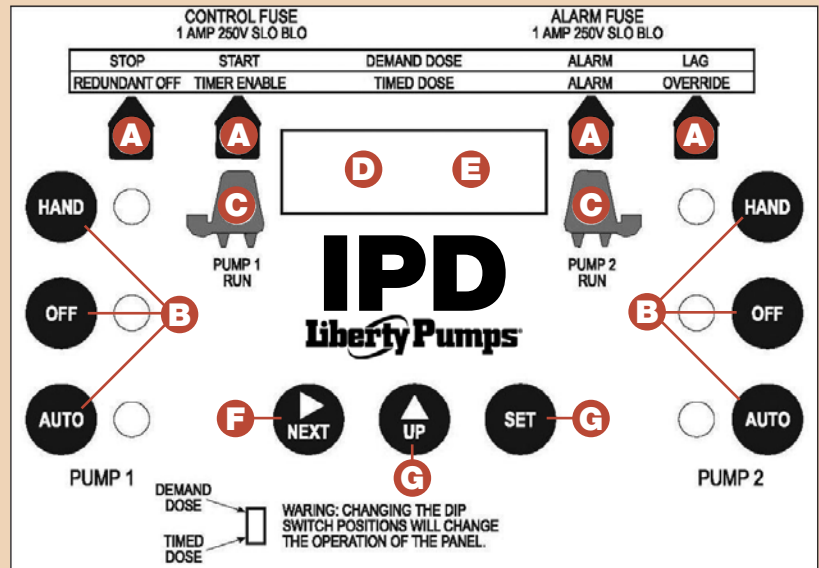


Status indicators make pump programming easy!

Inner-door Touch Pad Features

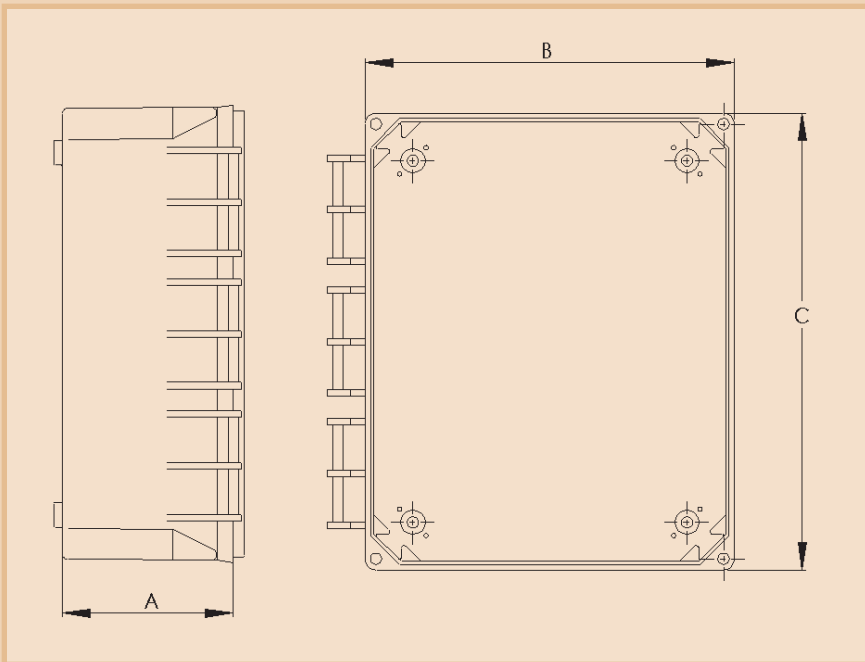
DUPLEX PANEL SHOWN

- A Level Status Indicators** illuminate when set points are activated.
- B HOA (Hand-Off-Automatic) buttons** control pump mode.
- C Pump Run Indicators** illuminate when pumps are called to run.
- D Lead/Lag Selector** toggles pump operation (alternate 1-2, 2-1).
- E 6 Digit LED Display** shows system information including: level in inches or centimeters, mode, pump's elapsed time (hh:mm), events (cycles), alarm counter, timed dose override counter (timed dose only), and ON/OFF times (timed dose only).
- F NEXT Push Button** toggles display.
- G Up and SET Push Buttons** set pump ON/OFF times and activation levels.



IP panels come with easy-to-read wiring diagram and instruction label located on the inside cover for viewing and programming the digital display.

MODEL	A	B	C
IPS-24L	6"	10"	10"
IPS-24H	6"	10"	12"
IPD-24L	6"	10"	10"
IPD-24H	6"	14"	16"
IPS-34-131	6"	12"	14"
IPS-34-141	6"	12"	14"
IPS-34-171	6"	12"	14"
IPS-34-191	6"	12"	14"
IPS-34-511	6"	12"	14"
IPS-54-121	6"	12"	14"
IPS-54-151	6"	12"	14"
IPS-54-161	6"	12"	14"
IPD-34-131	6"	14"	16"
IPD-34-141	6"	14"	16"
IPD-34-171	6"	14"	16"
IPD-34-191	6"	14"	16"
IPD-34-511	6"	14"	16"
IPD-54-121	6"	14"	16"
IPD-54-151	6"	14"	16"
IPD-54-161	6"	14"	16"



IP-Series™ Specifications

IPS-Series SIMPLEX

MODEL	Volts	Phase	Enclosure	Amps	Lbs
Single Phase					
IPS-24L	120/208/240	1	NEMA 4X	0 – 14.9	16
IPS-24H	120/208/240	1	NEMA 4X	15 – 20	16
*IPS-24HC	120/208/240	1	NEMA 4X	15 – 20	18
Three Phase					
IPS-34-131	208/240/480	3	NEMA 4X	1.6 – 2.5	16
IPS-34-141	208/240/480	3	NEMA 4X	2.5 – 4.0	16
IPS-34-171	208/240/480	3	NEMA 4X	4.0 – 6.3	16
IPS-34-191	208/240/480	3	NEMA 4X	6.0 – 10.0	16
IPS-34-511	208/240/480	3	NEMA 4X	9.0 – 14.0	16
IPS-54-121	575	3	NEMA 4X	1.6 – 2.5	16
IPS-54-151	575	3	NEMA 4X	2.5 – 4.0	16
IPS-54-161	575	3	NEMA 4X	4.0 – 6.3	16

All IP-Series™ panels are shipped complete with the float-less level sensor, redundant alarm float and auxiliary contacts – standard.

For optional panel features or custom panels consult factory 800-543-2550.

*Includes capacitor and relay for pump models LSG202M-C and LSGX202M-C

IPD-Series DUPLEX

MODEL	Volts	Phase	Enclosure	Amps	Lbs
Single Phase					
IPD-24L	120/208/240	1	NEMA 4X	0 – 14.9	23
IPD-24H	120/208/240	1	NEMA 4X	15 – 20	23
*IPD-24HC	120/208/240	1	NEMA 4X	15 – 20	26
Three Phase					
IPD-34-131	208/240/480	3	NEMA 4X	1.6 – 2.5	25
IPD-34-141	208/240/480	3	NEMA 4X	2.5 – 4.0	25
IPD-34-171	208/240/480	3	NEMA 4X	4.0 – 6.3	25
IPD-34-191	208/240/480	3	NEMA 4X	6.0 – 10.0	25
IPD-34-511	208/240/480	3	NEMA 4X	9.0 – 14.0	25
IPD-54-121	575	3	NEMA 4X	1.6 – 2.5	25
IPD-54-151	575	3	NEMA 4X	2.5 – 4.0	25
IPD-54-161	575	3	NEMA 4X	4.0 – 6.3	25

*Includes capacitor and relay for use with models LSG202M-C and LSGX202M-C