



# WELL-X-TROL®

Diaphragm Well Tanks: Underground, Wall Hung and Pump Stand Series

**150 PSIG Working Pressure**

## Construction

|                   |                     |
|-------------------|---------------------|
| Shell             | High Strength Steel |
| Diaphragm         | Heavy Duty Butyl    |
| Liner             | Antimicrobial       |
| System Connection | Stainless Steel     |
| Finish            | Tuf-Kote™ HG Blue   |
| Water Circulator  | Turbulator™         |
| Air Valve         | Projection Welded   |
| Factory Precharge | 38 PSIG (2.6 bar)   |

## Performance

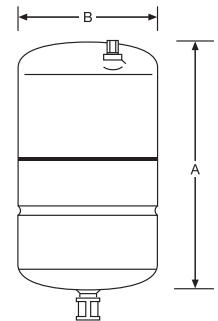
|                               |                     |
|-------------------------------|---------------------|
| Maximum Operating Temperature | 200°F (93°C)        |
| Maximum Working Pressure      | 150 PSIG (10.3 bar) |
| Maximum Relief Valve Setting  | 125 PSIG (8.6 bar)  |
| Warranty                      | 7-Years             |

## Application

- Controls pump cycling in residential well water systems.

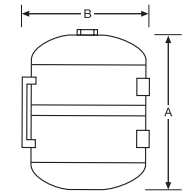
### Underground Models (BLACK)

| Model Number | Tank Volume |     | Max. Acceptance Factor | A Tank Height |      | B Tank Diameter |     | System Connection (NPTM) | Shipping Weight |     |
|--------------|-------------|-----|------------------------|---------------|------|-----------------|-----|--------------------------|-----------------|-----|
|              | Gal         | Lit |                        | In            | mm   | In              | mm  |                          | In              | Lbs |
| WX-200UG     | 14          | 53  | 0.81                   | 23            | 584  | 15              | 381 | 1                        | 22              | 10  |
| WX-202UG     | 20          | 76  | 0.57                   | 30            | 762  | 15              | 381 | 1                        | 30              | 14  |
| WX-250UG     | 44          | 167 | 0.77                   | 33            | 838  | 22              | 559 | 1¼                       | 60              | 27  |
| WX-251UG     | 62          | 235 | 0.55                   | 44            | 1118 | 22              | 559 | 1¼                       | 83              | 38  |



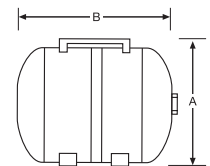
### Wall Hung Model for VFD Systems

| Model Number | Tank Volume |     | Max. Acceptance Factor | A Tank Height |     | B Tank Diameter |     | System Connection (NPTM) | Shipping Weight |     |
|--------------|-------------|-----|------------------------|---------------|-----|-----------------|-----|--------------------------|-----------------|-----|
|              | Gal         | Lit |                        | In            | mm  | In              | mm  |                          | In              | Lbs |
| WX-102VFD    | 4.4         | 17  | 0.55                   | 15            | 381 | 12              | 305 | ¾                        | 13              | 6   |



### Horizontal (H) and Pump Stand (PS) Models

| Model Number | Tank Volume |     | Max. Acceptance Factor | A Tank Height |     | B Tank Width |     | System Connection (NPTM) | Shipping Weight |     |
|--------------|-------------|-----|------------------------|---------------|-----|--------------|-----|--------------------------|-----------------|-----|
|              | Gal         | Lit |                        | In            | mm  | In           | mm  |                          | In              | Lbs |
| WX-102PS     | 4.4         | 17  | 0.55                   | 12            | 305 | 15           | 381 | ¾                        | 13              | 6   |
| WX-105PS     | 5.3         | 20  | 0.80                   | 12            | 305 | 18           | 457 | ¾                        | 15              | 7   |
| WX-110PS     | 7.4         | 28  | 0.56                   | 12            | 305 | 23           | 584 | ¾                        | 18              | 8   |
| WX-200PS     | 14.0        | 53  | 0.81                   | 16            | 406 | 22           | 559 | 1                        | 29              | 13  |
| WX-202PS     | 20.0        | 76  | 0.57                   | 16            | 406 | 30           | 762 | 1                        | 35              | 16  |
| WX-202H      | 20.0        | 76  | 0.57                   | 16            | 406 | 30           | 762 | 1                        | 33              | 15  |



All dimensions and weights are approximate.

|                  |             |
|------------------|-------------|
| Job Name _____   | Notes _____ |
| Engineer _____   | _____       |
| Contractor _____ | _____       |
| P.O. No. _____   | _____       |
| Sales Rep. _____ | _____       |
| Model No. _____  | _____       |

